



Discipleship Challenge

The Christian has discovered the beautiful treasure of the Gospel of grace. But, we live among many others who have not. We see our world in desperate need of a Savior and long to connect our neighbors to Jesus and the hope He offers. Together, let's see with compassion and take the next step to be a Gospel bridge with everyone we meet.

Complete and return this discipleship challenge to the KidPix store by
October 13* to receive 10 tokens.

*Please take your time and enjoy this discipleship challenge.

We will begin accepting completed challenges in October.

Name: _____




Who Should I Tell?



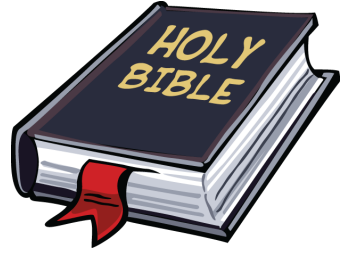
Jesus loves me this I know, for the Bible tells me so.

You probably know this song. Jesus love you!
The Bible tells you so! Let's find out who else
God loves.



Read John 3:16-17


- Who does God love?
- What did God do?
- Who is God's son?
- Why did his Son come into the world?



Bonus:

Memorize **John 3:16-17**
Say it from memory to your
church leader to
earn 2 extra tokens!

Make a list of people you can tell about Jesus:



Having a relationship with Jesus is a very special thing. He is our Savior and He loves us very much. But not everyone knows this. God tells us in **Matthew 28:19** that we should "go and make disciples of all nations."

In your own words, write what it means to be a disciple:

**Can you tell "all the nations" about Jesus?
Yes you can! Telling one other person about
Jesus can have a global impact.**

With your parents' permission, gather dominos, masking tape, and a pen. Place a piece of masking tape on two dominos. Draw a happy face on one taped domino and a sad face on the other taped domino. The happy face represents you—a kid who knows Jesus! The sad face represents a kid who doesn't know Jesus yet. Stand the happy face domino up, followed by a row of un-taped dominos. End the row with the sad face domino.

When you tell just one kid about Jesus (*tip the happy face domino into the next one*), that kid can then tell another kid, then that one tells another kid, and so on, until the GOOD NEWS about Jesus spreads all over the world!

Try It!



What Do I Say?

The Bible tells us that we are to share the Gospel of Jesus with other people.

With your parents permission or help, search what "Gospel" means, literally:

Sometimes it may seem scary to tell others about Jesus, but it doesn't have to be difficult or complicated. You can say something as simple as, "Let me tell you what Jesus did for me."

Romans 10:14

How, then, can they call on the one they have not believed in? And how can they believe in the one of whom they have not heard?

The Gospel by Colors

- Black is for separation caused by sin
- Red is for the blood Jesus shed on the cross
- White tells us we are now clean and forgiven
- Blue is for baptism-first act of obedience
- Green reminds us of growth in God's love
- Yellow stands for eternal life

Sin

Blood

Cleanse

Baptism

Growth

Eternal Life

Draw a line from the verse of scripture to the matching block on the cross.

Write out the following verses:

Psalm 51:7

Romans 3:23

2 Peter 3:18

Acts 2:41

John 3:16

Romans 5:8

Color each block of the cross with the matching color.

Try It!



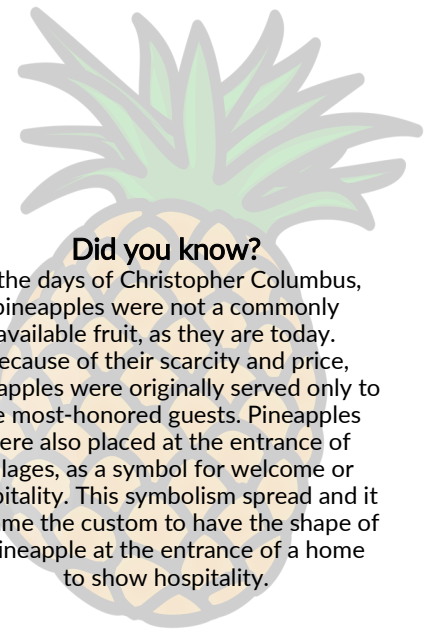
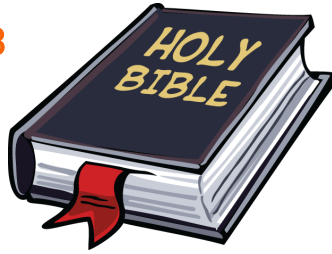
Make something to give to a friend (like a bead bracelet, book mark, flower drawing, etc.) that shares the Gospel message. You can attach a small piece of paper that tells what each color stands for.



Where Do I Start?

Read: 1 Peter 4:9 and Romans 12:13

- What command does God give us in these two verses?
- What does “hospitality” mean to you?
- With whom should we show hospitality?
- What should be the condition of our hearts when we show hospitality?



Did you know?

In the days of Christopher Columbus, pineapples were not a commonly available fruit, as they are today. Because of their scarcity and price, pineapples were originally served only to the most-honored guests. Pineapples were also placed at the entrance of villages, as a symbol for welcome or hospitality. This symbolism spread and it became the custom to have the shape of a pineapple at the entrance of a home to show hospitality.



Make Pineapple Pops to Share with Friends

You Will Need:

- 1 large fresh pineapple, cut into chunks
- Juice of 1 lime
- 1 1/2 cups full almond milk

How To:

1. Place lemon juice and pineapple in a high power blender and blend until frothy and smooth.
2. Combine with almond milk and mix well.
3. Pour the mixture into popsicle mold and freeze overnight.



Write 3 ideas of ways to show hospitality to a friend:

